

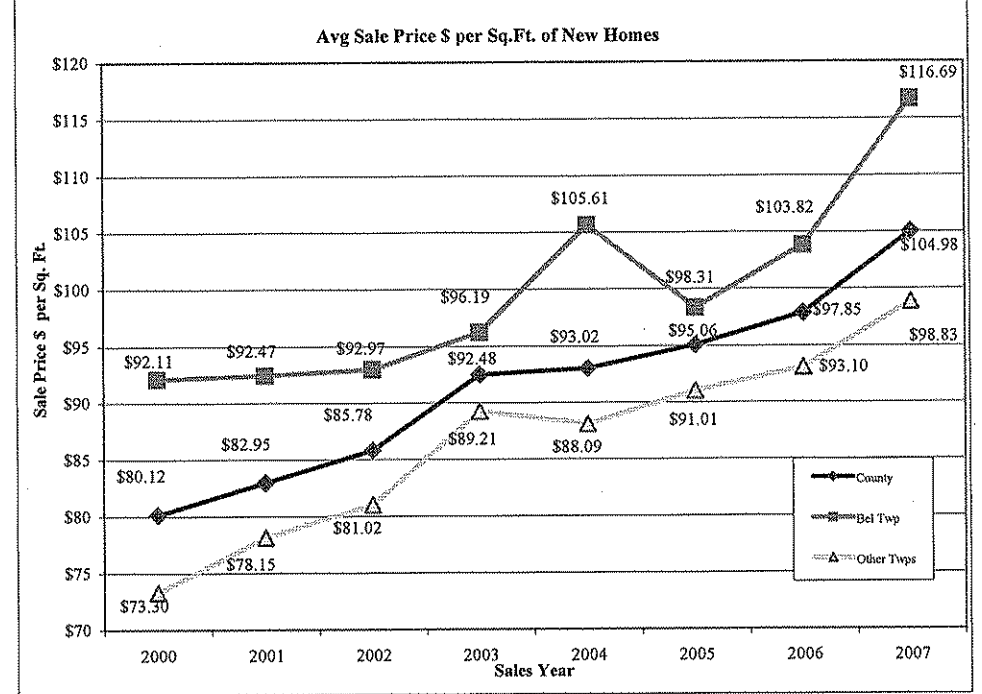
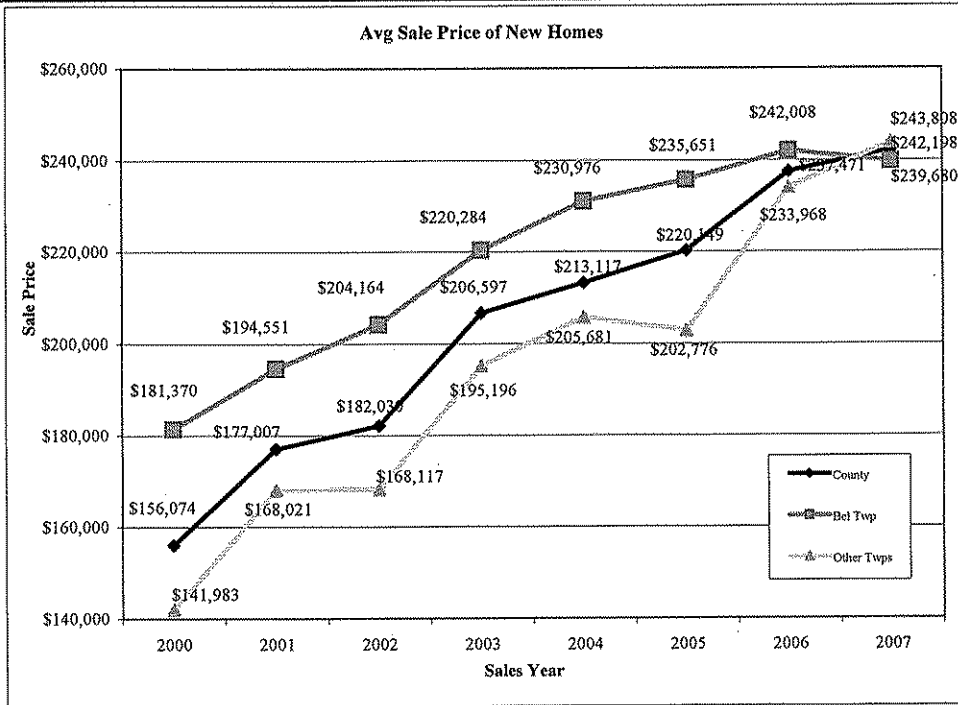
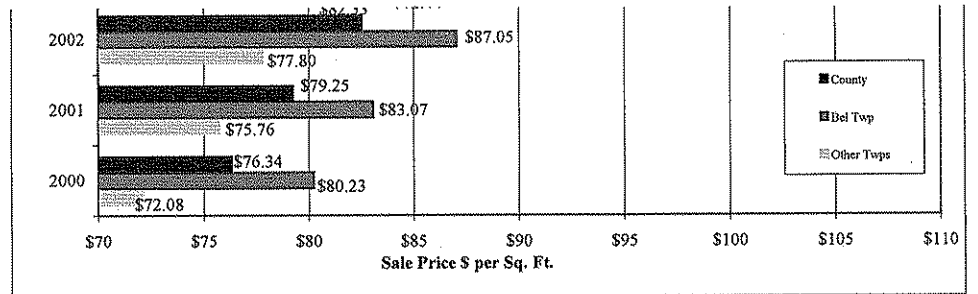
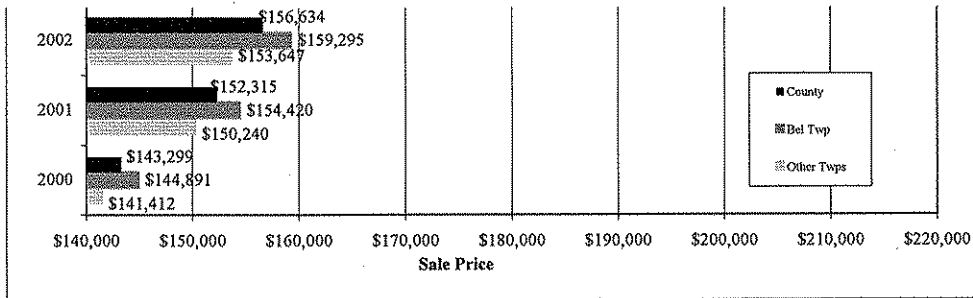


County House Sales Totals 2000-07 Average

	Avg Sales Price of New Homes			Avg Sales Price of All Homes			Avg Sq. Ft. New Home Sales			Avg Sq. Ft. All Homes Sales			Avg Price SF of New Home Sales			Avg Price SF of All Homes Sales				
	Bel Twp	Other Twps	County	Bel Twp	Other Twps	County	Bel Twp	Other Twps	County	Bel Twp	Other Twps	County	Bel Twp	Other Twps	County	Bel Twp	Other Twps	County		
2000	\$181,370	\$141,983	\$156,074	\$144,891	\$141,412	\$143,299	Sq Ft	1,969	1,937	1,948	1,806	1,962	1,877	Price SF	\$92.11	\$73.30	\$80.12	\$80.23	\$72.08	\$76.34
2001	\$194,551	\$168,021	\$177,007	\$154,420	\$150,240	\$152,315	Sq Ft	2,104	2,150	2,134	1,859	1,983	1,922	Price SF	\$92.47	\$78.15	\$82.95	\$83.07	\$75.76	\$79.25
2002	\$204,164	\$168,117	\$182,030	\$159,295	\$153,647	\$156,634	Sq Ft	2,196	2,075	2,122	1,830	1,975	1,898	Price SF	\$92.97	\$81.02	\$85.78	\$87.05	\$77.80	\$82.53
2003	\$220,284	\$195,196	\$206,597	\$174,359	\$160,848	\$168,048	Sq Ft	2,290	2,188	2,234	1,936	1,951	1,943	Price SF	\$96.19	\$89.21	\$92.48	\$90.06	\$82.44	\$86.49
2004	\$230,976	\$205,681	\$213,117	\$177,581	\$182,804	\$180,342	Sq Ft	2,187	2,335	2,291	1,842	2,074	1,961	Price SF	\$105.61	\$88.09	\$93.02	\$96.41	\$88.14	\$91.96
2005	\$235,651	\$202,776	\$220,149	\$197,551	\$194,075	\$195,965	Sq Ft	2,397	2,228	2,316	1,994	2,034	2,012	Price SF	\$98.31	\$91.01	\$95.06	\$99.07	\$95.42	\$97.40
2006	\$242,008	\$233,968	\$237,471	\$198,628	\$204,035	\$201,315	Sq Ft	2,331	2,513	2,427	1,939	2,134	2,046	Price SF	\$103.82	\$93.10	\$97.85	\$102.44	\$94.72	\$98.39
2007	\$239,680	\$243,808	\$242,198	\$196,691	\$207,520	\$201,994	Sq Ft	2,054	2,467	2,307	1,855	2,157	2,003	Price SF	\$116.69	\$98.83	\$104.98	\$106.03	\$96.21	\$100.85



County House Sales Totals 2000-07 Average



2000 House Sales Totals

New House Sales		Boone		All Other		Belvidere		Boone	
Townships	Township	County	Townships	Township	County	Townships	Township	County	Township
Totals	149	83	232	313	371	371	684		

SALE AVERAGES

Price	\$141,983	\$181,370	\$156,074	\$141,412	\$144,891	\$143,299
Sq Ft	1,937	1,969	1,948	1,962	1,806	1,877
Price SF	\$73.30	\$92.11	\$80.12	\$72.08	\$80.23	\$76.34

House Sales Totals

2001 House Sales Totals

New House Sales		Boone		All Other		Belvidere		Boone	
Townships	Township	County	Townships	Township	County	Townships	Township	County	Township
Totals	164	84	248	347	342	342	689		

SALE AVERAGES

Price	\$168,021	\$194,551	\$177,407	\$150,240	\$154,420	\$152,315
Sq Ft	2,150	2,104	2,134	1,983	1,859	1,922
Price SF	\$78.15	\$92.47	\$82.95	\$75.76	\$83.07	\$79.25

PERCENT CHANGE FROM PREVIOUS YEAR

Price	18.3%	7.3%	13.4%	6.2%	6.6%	6.3%
-------	-------	------	-------	------	------	------

2002 House Sales Totals

New House Sales		Boone		All Other		Belvidere		Boone	
Townships	Township	County	Townships	Township	County	Townships	Township	County	Township
Totals	210	132	342	457	513	513	970		

SALE AVERAGES

Price	\$168,117	\$304,164	\$182,030	\$153,647	\$159,295	\$156,634
Sq Ft	2,075	2,196	2,122	1,975	1,830	1,898
Price SF	\$81.02	\$92.97	\$85.78	\$77.80	\$87.05	\$82.53

PERCENT CHANGE FROM PREVIOUS YEAR

Price	0.1%	4.9%	2.8%	2.3%	3.2%	2.8%
-------	------	------	------	------	------	------

2004 House Sales Totals

New House Sales		Boone		All Other		Belvidere		Boone	
Townships	Township	County	Townships	Township	County	Townships	Township	County	Township
Totals	269	112	381	700	676	676	1376		

SALE AVERAGES

Price	\$205,681	\$230,976	\$213,117	\$182,804	\$177,581	\$180,342
Sq Ft	2,335	2,187	2,291	2,074	1,842	1,961
Price SF	\$88.09	\$105.61	\$93.02	\$88.14	\$96.41	\$91.96

PERCENT CHANGE FROM PREVIOUS YEAR

Price	5.4%	4.9%	3.2%	13.7%	1.8%	7.3%
-------	------	------	------	-------	------	------

2006 House Sales Totals

New House Sales		Boone		All Other		Belvidere		Boone	
Townships	Township	County	Townships	Township	County	Townships	Township	County	Township
Totals	269	112	381	700	676	676	1376		

SALE AVERAGES

Price	\$205,681	\$230,976	\$213,117	\$182,804	\$177,581	\$180,342
Sq Ft	2,335	2,187	2,291	2,074	1,842	1,961
Price SF	\$88.09	\$105.61	\$93.02	\$88.14	\$96.41	\$91.96

PERCENT CHANGE FROM PREVIOUS YEAR

Price	5.4%	4.9%	3.2%	13.7%	1.8%	7.3%
-------	------	------	------	-------	------	------

2007 House Sales Totals

New House Sales		Boone		All Other		Belvidere		Boone	
Townships	Township	County	Townships	Township	County	Townships	Township	County	Township
Totals	268	237	505	673	681	681	1354		

SALE AVERAGES

Price	\$233,968	\$242,008	\$237,471	\$204,035	\$198,628	\$201,315
Sq Ft	2,513	2,331	2,427	2,134	1,939	2,046
Price SF	\$93.10	\$103.82	\$97.85	\$94.72	\$102.44	\$98.39

PERCENT CHANGE FROM PREVIOUS YEAR

Price	15.4%	2.7%	7.9%	5.1%	0.5%	2.8%
-------	-------	------	------	------	------	------

2000 House Sales Totals

New House Sales		Boone		All Other		Belvidere		Boone	
Townships	Township	County	Townships	Township	County	Townships	Township	County	Township
Totals	149	83	232	313	371	371	684		

SALE AVERAGES

Price	\$141,983	\$181,370	\$156,074	\$141,412	\$144,891	\$143,299
Sq Ft	1,937	1,969	1,948	1,962	1,806	1,877
Price SF	\$73.30	\$92.11	\$80.12	\$72.08	\$80.23	\$76.34

PERCENT CHANGE FROM PREVIOUS YEAR

Price	15.4%	2.7%	7.9%	5.1%	0.5%	2.8%
-------	-------	------	------	------	------	------

2001 House Sales Totals

New House Sales		Boone		All Other		Belvidere		Boone	
Townships	Township	County	Townships	Township	County	Townships	Township	County	Township
Totals	164	84	248	347	342	342	689		

SALE AVERAGES

Price	\$168,021	\$194,551	\$177,407	\$150,240	\$154,420	\$152,315
Sq Ft	2,150	2,104	2,134	1,983	1,859	1,922
Price SF	\$78.15	\$92.47	\$82.95	\$75.76	\$83.07	\$79.25

PERCENT CHANGE FROM PREVIOUS YEAR

Price	18.3%	7.3%	13.4%	6.2%	6.6%	6.3%
-------	-------	------	-------	------	------	------

2003 House Sales Totals

New House Sales		Boone		All Other		Belvidere		Boone	
Townships	Township	County	Townships	Township	County	Townships	Township	County	Township
Totals	210	174	384	582	664	664	1246		

SALE AVERAGES

Price	\$195,196	\$220,284	\$206,597	\$160,848	\$174,359	\$168,048
Sq Ft	2,188	2,290	2,234	1,951	1,936	1,943
Price SF	\$89.21	\$96.19	\$92.48	\$82.44	\$90.06	\$86.49

PERCENT CHANGE FROM PREVIOUS YEAR

Price	16.1%	7.9%	13.5%	4.7%	9.5%	7.3%
-------	-------	------	-------	------	------	------

2005 House Sales Totals

New House Sales		Boone		All Other		Belvidere		Boone	
Townships	Township	County	Townships	Township	County	Townships	Township	County	Township
Totals	261	279	540	650	775	775	1425		

SALE AVERAGES

Price	\$202,776	\$235,651	\$220,149	\$194,075	\$197,551	\$195,896
Sq Ft	2,228	2,397	2,316	2,034	1,994	2,012
Price SF	\$91.01	\$98.31	\$95.06	\$95.42	\$99.07	\$97.36

PERCENT CHANGE FROM PREVIOUS YEAR

Price	-1.4%	2.0%	3.3%	6.2%	11.2%	8.6%
-------	-------	------	------	------	-------	------

2007 House Sales Totals

New House Sales		Boone		All Other		Belvidere		Boone	
Townships	Township	County	Townships	Township	County	Townships	Township	County	Township
Totals	261	279	540	650	775	775	1425		

SALE AVERAGES

Price	\$202,776	\$235,651	\$220,149	\$194,075	\$197,551	\$195,896
Sq Ft	2,228	2,397	2,316	2,034	1,994	2,012
Price SF	\$91.01	\$98.31	\$95.06	\$95.42	\$99.07	\$97.36

PERCENT CHANGE FROM PREVIOUS YEAR

Price	-1.4%	2.0%	3.3%	6.2%	11.2%	8.6%
-------	-------	------	------	------	-------	------

2007 House Sales Totals

New House Sales		Boone		All Other		Belvidere		Boone	
Townships	Township	County	Townships	Township	County	Townships	Township	County	Township
Totals	172	110	282	452	471	471	923		

SALE AVERAGES

Price	\$243,808	\$239,680	\$242,198	\$207,520	\$196,691	\$201,994
Sq Ft	2,467	2,054	2,307	2,157	1,855	2,003
Price SF	\$98.83	\$116.69	\$104.98	\$96.21	\$106.03	\$100.85

PERCENT CHANGE FROM PREVIOUS YEAR

Price	4.2%	-1.0%	2.0%	1.7%	-1.0%	0.3%
-------	------	-------	------	------	-------	------

2007 House Sales Totals

New House Sales		Boone		All Other		Belvidere		Boone	
Townships	Township	County	Townships	Township	County	Townships	Township	County	Township
Totals	172	110	282	452	471	471	923		

SALE AVERAGES

Price	\$243,808	\$239,680	\$242,198	\$207,520	\$196,691	\$201,994
Sq Ft	2,467	2,054	2,307	2,157	1,855	2,003
Price SF	\$98.83	\$116.69	\$104.98	\$96.21	\$106.03	\$100.85

PERCENT CHANGE FROM PREVIOUS YEAR

Price	4.2%	-1.0%	2.0%	1.7%	-1.0%	0.3%
-------	------	-------	------	------	-------	------

2000 House Sales			2001 House Sales			2007 House Sales					
New House Sales			New House Sales			New House Sales					
All OtherBelvidere Boone			All OtherBelvidere Boone			All OtherBelvidere Boone					
TownshipTownship County			TownshipTownship County			TownshipTownship County					
Totals	149	83	232	Totals	164	84	248	Totals	172	110	282